


cradlepoint

CR4250

Spec Sheet



Cradlepoint CR4250 branch performance routers are sold as part of an all-inclusive branch networking solution in a NetCloud Solution Package.

NetCloud Solution Packages for branch performance routers include:

- Purpose built routers for branch applications
- Award-winning remote cloud management and network intelligence with **NetCloud Manager**
- Secure IoT networking with **NetCloud Perimeter** for perimeter-secured overlay networks
- **24x7 support and limited lifetime warranty**

WHAT TO BUY

Description	Part Numbers
North America (U.S., Canada)	
+ NetCloud Essentials for Branch Performance Routers (Prime) with CR4250-PoE	BDx-425P-00N
+ NetCloud Essentials for Branch Performance Routers (Prime) with CR4250	BDx-4250-00N
Europe (EU)	
+ NetCloud Essentials for Branch Performance Routers (Prime) with CR4250-PoE	BDx-425P-00E
+ NetCloud Essentials for Branch Performance Routers (Prime) with CR4250	BDx-4250-00E
+ NetCloud Essentials for Branch Performance Routers (Prime) with CR4250-PoE	BDx-425P-00U
+ NetCloud Essentials for Branch Performance routers (Prime) with CR4250	BDx-4250-00U
Asia-Pacific (Australia, New Zealand)	
+ NetCloud Essentials for Branch Performance Routers (Prime) with CR4250-PoE	BDx-425P-00P
+ NetCloud Essentials for Branch Performance Routers (Prime) with CR4250	BDx-4250-00P
All Regions	
+ NetCloud Advanced Upgrade for Branch Performance Routers (Enterprise)	BDx-NCADV

x = 1, 3, or 5 years

NetCloud Essentials contains all the features and capabilities required for small to mid-sized branch applications. Essentials Packages include 24x7 support (phone support: 24 hour weekdays with emergency response on weekends, web: 24x7, chat: 24x5) and a limited lifetime warranty.

For additional capabilities, a **NetCloud Advanced** upgrade can be added to the NetCloud Essentials Package at any time. NetCloud Advanced adds Layer 7 visibility and control along with CP Secure Web.

See additional details of what is included in the Essential and Advanced NetCloud software:

cradlepoint.com/branch-networks

For more details on the CR4250 branch performance routers, included with the NetCloud Solution Packages for branch, see below.

WHAT'S IN THE BOX

- CR4250 or CR4250-PoE
- C8 line cord
- Information on how to get started with your product
- Warranty information
- Rubber feet (4) for desk mounting

KEY FEATURES

WAN

- 8 10/100/1000 Ethernet ports (WAN/LAN switchable)
- 2 SFP/SFP+ ports (WAN/LAN switchable)
- Smart WAN Selection
- Failover/Failback
- Load Balancing
- WAN Port Speed Control
- WAN/LAN Affinity
- DynDNS
- Auto QoS
- QoS (DSCP and Priority Queuing)
- SD-WAN

LAN

- 8 10/100/1000 Ethernet ports (WAN/LAN switchable); PoE version supports PoE on all ports for class I, II, III, or IV devices (125 W power budget).
- 2 SFP/SFP+ ports (WAN/LAN switchable)
- LLDP support
- VLAN 802.1Q
- DHCP Server, Client, Relay
- DNS and DNS Proxy
- Split DNS
- STP
- Unicast/Multicast Proxy

MANAGEMENT

- Cradlepoint NetCloud Manager (NCM)
- Real-time diagnostics/troubleshooting
- Remote connect / OOBM
- Secure remote cloud configuration
- GeoView location services
- Web UI, API, CLI
- NetCloud Perimeter gateway support
- Client and Traffic Visibility and Control
- SDK support
- Data Usage Alerts

- Advanced Troubleshooting (support)
- Device Alerts
- SNMP
- Console Port for OOBM

VPN & ROUTING

- IPsec Tunnel – up to 100 concurrent sessions
- IKEv2 support (includes MOBIKE)
- OpenVPN (SSL VPN)
- L2TP
- GRE Tunnel
- OSPF/BGP/RIP
- Route Filters (Access Control Lists, Prefix Filters, Route Maps, Communities for BGP)
- Policy-based Routing
- Per-Interface Routing
- Static Routing
- NAT
- NAT-less Routing
- WAN Affinity
- Virtual Server/Port Forwarding
- VTI Tunnel Support
- DMNR
- IPv6
- VRRP
- STP
- NHRP

SECURITY

- RADIUS and TACACS+ support*
- 802.1x authentication for Wireless and Wired Networks
- Zscaler Internet Security²
- Certificate support
- Application-level gateways
- MAC Address Filtering
- CP Secure Threat Management¹
- Advanced Security Mode (local user management only)
- IP Filtering
- Content Filtering

* – Native support for authentication. Authorization and accounting support through hotspot/captive portal services

1 – Requires a [CP Secure Threat Management](#) license

2 – Requires [Zscaler](#) Internet Security License

SPECIFICATIONS

WAN:

- 8 10/100/1000 Ethernet ports (cable/DSL/T1/satellite/Metro Ethernet; WAN/LAN switchable)
- 2 SFP/SFP+ (WAN/LAN switchable)
- SD-WAN

LAN:

- 8 10/100/1000 Ethernet ports (WAN/LAN switchable)
- 2 SFP/SFP+ (WAN/LAN switchable)

TEMPERATURE:

- 0 °C to 40 °C (32 °F to 104 °F) operating
- -20 °C to 60 °C (-4 °F to 140 °F) storage
- Internal fans for reliable cooling

HUMIDITY (non-condensing):

- 10% to 90% operating
- 5% to 95% storage

PROCESSOR: x86 4-core CPU @2.2 GHz with Intel Quick Assist Technology

MEMORY: 8 GB DDR4 ECC; 16 GB eMMC Flash

SIZE:

- 13.2 × 8.3 × 1.8 in (335 × 210 × 45 mm)
- 1U height for rack mount

WEIGHT: 4 lb 4 oz (1.9 kg)

CERTIFICATIONS: FCC, CE, IC

PERFORMANCE

- Ethernet WAN
 - Max Throughput (Default Configuration*): 1,536 Mbps
 - Max Concurrent TCP Sessions: 1,000,000
 - Max IPSec VPN Throughput: 700 Mbps
 - Recommended Max Client Count: 300**
- SFP+
 - Max Throughput (Default Configuration*): 5,120 Mbps
 - Max Concurrent TCP Sessions: 1,000,000
 - Max IPSec VPN Throughput: 800 Mbps
 - Recommended Max Client Count: 300**

*Default configuration shipped with hardware including NAT and basic stateful/zone firewall configuration.

**Cradlepoint defines client as any network connected device utilizing resources, such as bandwidth, on the local network.

- Performance testing was conducted based off requirements as defined in RFC2544 using a mix of 64, 256, and 1500-byte packet sizes. Throughput is shown as bi-directional TCP traffic with less than a 1% packet loss using four wired clients.
- Specifications and information in this datasheet are subject to change without notice.

ACCESSORIES

- CBA850 for LTE support
- AP22 for WiFi support
- CR4250 Rack-Mount Brackets Part #: 170764-000
- Qualified SFP/SFP+ modules from Finisar¹
 - Gigabit SFP Transceivers*
 - FTLF8519P3BNL - SFP -> 1000BaseSX Transceiver - Multi mode fiber
 - FTLF1318P3BTL - SFP -> 1000BaseLX Transceiver - Single mode fiber
 - 10 Gigabit SFP+ Transceivers
 - FTLX8574D3BCL - SFP+ -> 10GBase-SR - OM-4 Multi mode fiber
 - FTLX1471D3BCL - SFP+ -> 10GBase-LR - Single mode fiber
 - FCBG110SD1Cxx - SFP+ Direct Attach Cable (DAC) - Lengths could be 1, 3 and 5 Meters

1 – Non-qualified SFP/SFP+ modules may function

* – SFP: 1000baseTx transeiver not supported by any manufacturer

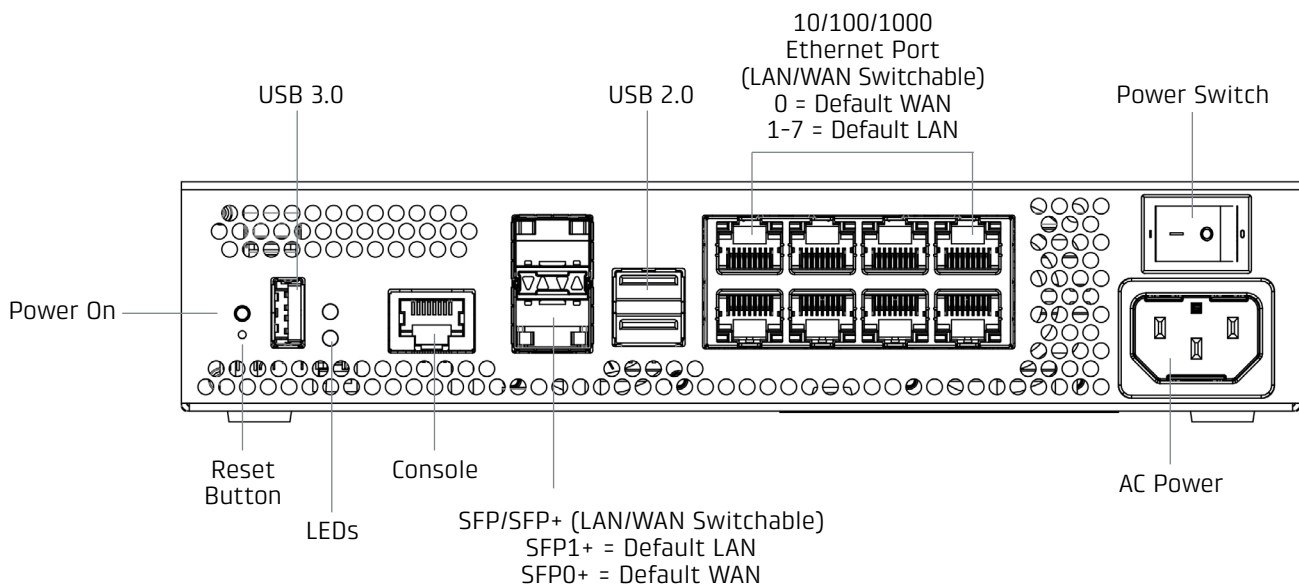
SUPPORT & WARRANTY

The CR4250 & CR4250-PoE is only sold as a component of NetCloud Solution Packages.


- NetCloud Solution Packages include support for the full subscription term.
- All Cradlepoint hardware products are covered by a limited lifetime warranty for as long as they are under a NetCloud Solution Package subscription.

The CR4250 includes a minimum three-year hardware warranty when purchased from an authorized Cradlepoint Partner.

HARDWARE



LEDS

INDICATOR	BEHAVIOR
	<p>POWER: Input requirements 100-240V, 50-60Hz; 1.7A max w/o PoE, 4.1A max w/ POE.</p> <ul style="list-style-type: none"> • Green = Powered ON and hardware OK. • No Light = Not receiving power. • Red = Critical hardware problem detected. Hardware problem means that, most likely, unit can not boot. This can happen when hardware component (RAM, CPU, Flash, etc) was found to have a critical issue and can't operate as expected. Contact Support.
Status	<ul style="list-style-type: none"> • LED Off - normal operation • Blinking Green (1Hz) - upgrade in progress OR a button is currently pressed • Blinking Green (4Hz) - shutdown in progress • Blinking Orange (4Hz) - factory reset in progress

BUTTONS

INDICATOR	BEHAVIOR
Reset Button	<ul style="list-style-type: none"> • Press and hold for more than 7 seconds (status LED will be flashing orange at 4Hz when button is released). Customer configuration will be erased and unit will reboot. Customer entitlements will be preserved.
PWR ON Button	<ul style="list-style-type: none"> • Press and hold for more than 3 seconds, but less than 7 (status LED will be flashing green at 4Hz when button released). Unit will send shutdown signal to all of its components and will safely power down. The PWR LED will turn RED before turning off completely. • Press and hold for more than 7 seconds. Unit will do the same thing as above, but will force shutdown of all components.